



## 2023 annual report to the Community

# Willsden Primary School

Willsden Primary School number: 679

Partnership: Port Augusta - Quorn



School principal:

Linda Ritchie

*Linda Ritchie*

Date of endorsement:

03/04/2024



Government  
of South Australia  
Department for Education

# Context Statement

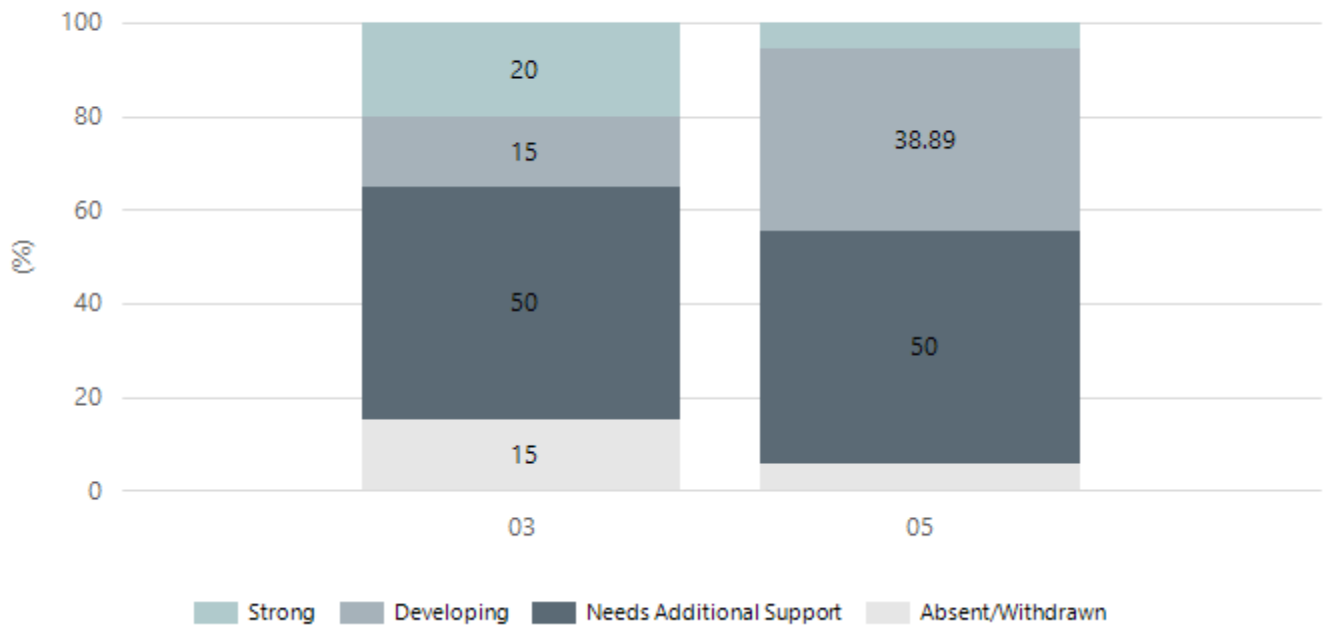
Willsden Primary School caters for students from R-6. At the time of this report, the enrolment in 2023 is 106. Willsden Primary School is classified as Category 1 on the Department for Education Index of Educational Disadvantage. At the time of this report, the school population includes 73% Aboriginal students, 13% students with disabilities, 56% students with English as an additional language or dialect (EALD) funded background, 3% children/young people in care. Further information about the school is available on the school's website (including its context statement), as well as the My School website.

## Performance Summary

### NAPLAN Proficiency

In 2023, the Australian Curriculum, Assessment and Reporting Authority (ACARA) - a Commonwealth Independent statutory authority - announced changes to NAPLAN performance reporting. This new way of reporting by ACARA that NAPLAN results from 2023 will not be comparable to previous years. The new approach replaces the previous numerical NAPLAN bands and the national minimum standard.

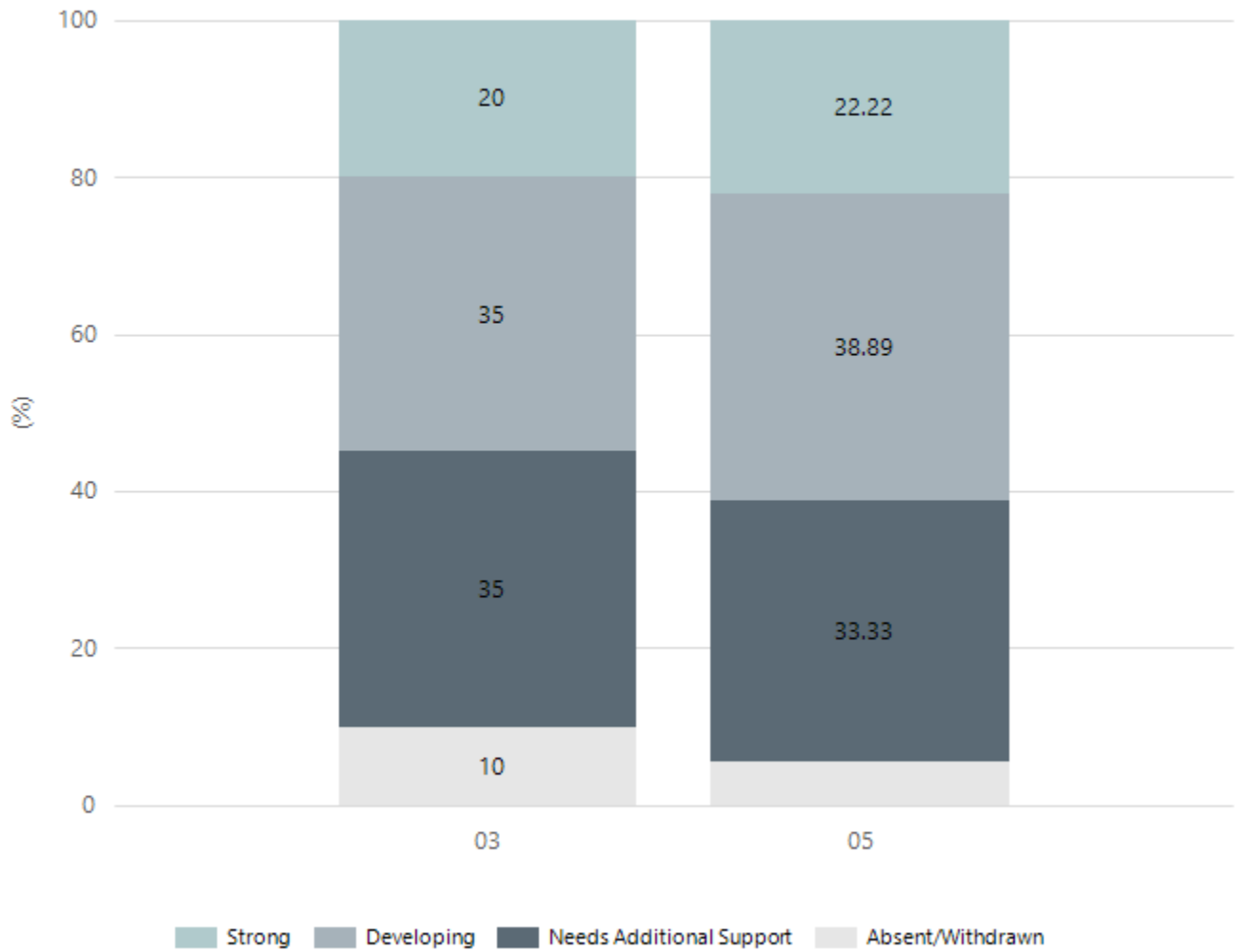
#### Numeracy



Year Level	03	05
Strong	4	1
Developing	3	7
Needs Additional Support	10	9
Absent/Withdrawn	3	1
Total	20	18

Data Source: Department for Education Assessment Data Holdings, 2023. When there are less than six students in a cohort, no data is supplied.

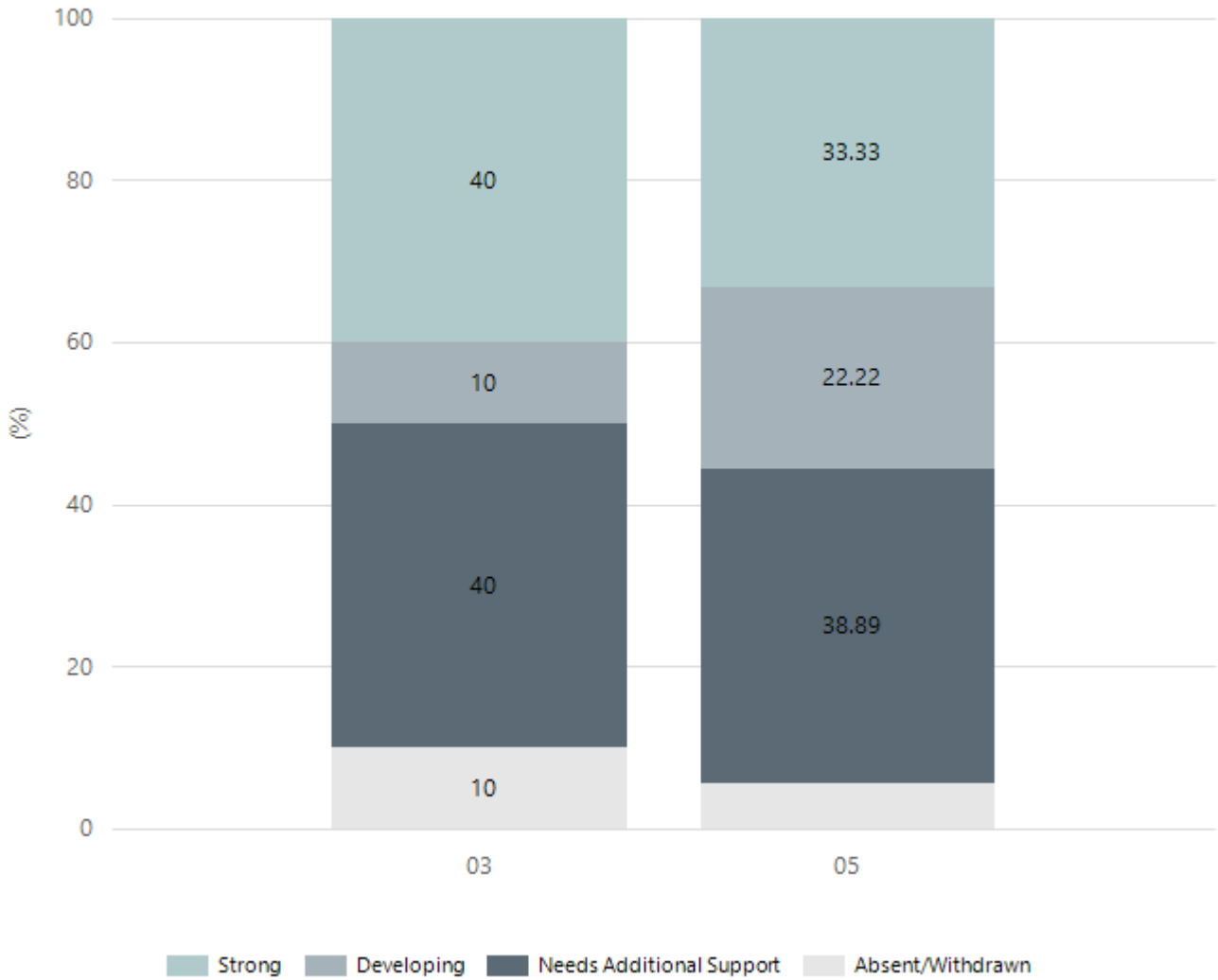
## Reading



Year Level	03	05
Strong	4	4
Developing	7	7
Needs Additional Support	7	6
Absent/Withdrawn	2	1
Total	20	18

Data Source: Department for Education Assessment Data Holdings, 2023. When there are less than six students in a cohort, no data is supplied.

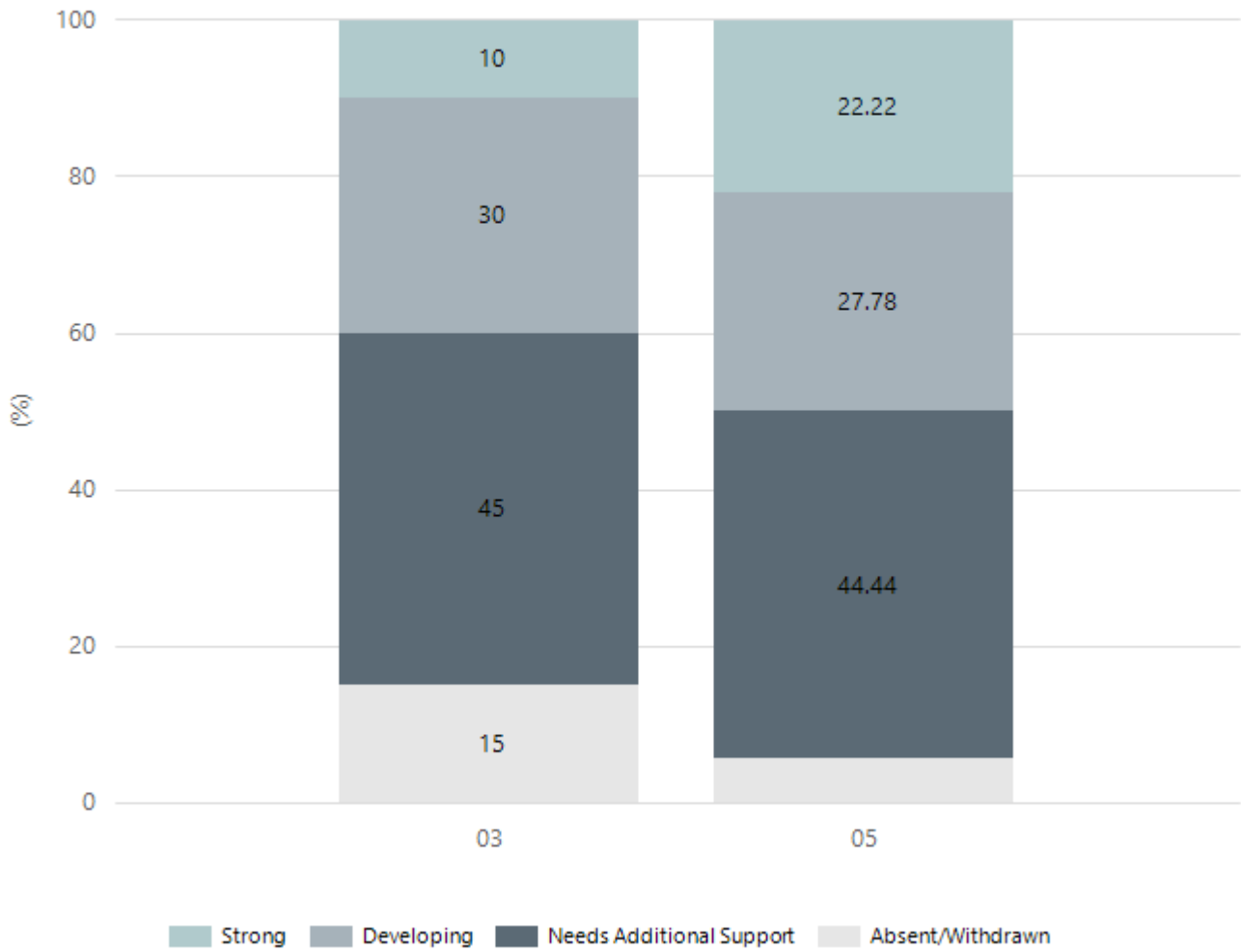
## Writing



Year Level	03	05
Strong	8	6
Developing	2	4
Needs Additional Support	8	7
Absent/Withdrawn	2	1
Total	20	18

Data Source: Department for Education Assessment Data Holdings, 2023. When there are less than six students in a cohort, no data is supplied.

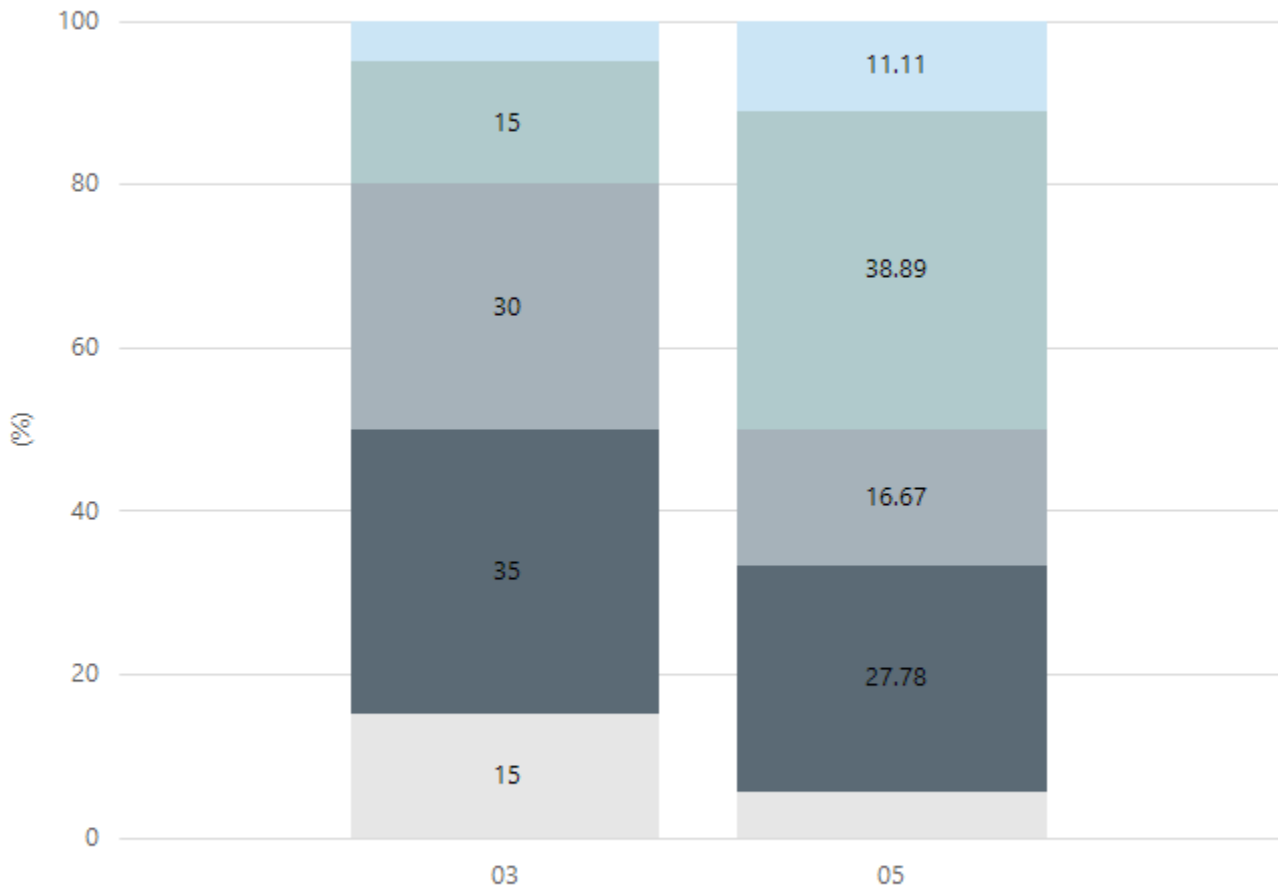
## Grammar



Year Level	03	05
Strong	2	4
Developing	6	5
Needs Additional Support	9	8
Absent/Withdrawn	3	1
Total	20	18

Data Source: Department for Education Assessment Data Holdings, 2023. When there are less than six students in a cohort, no data is supplied.

## Spelling

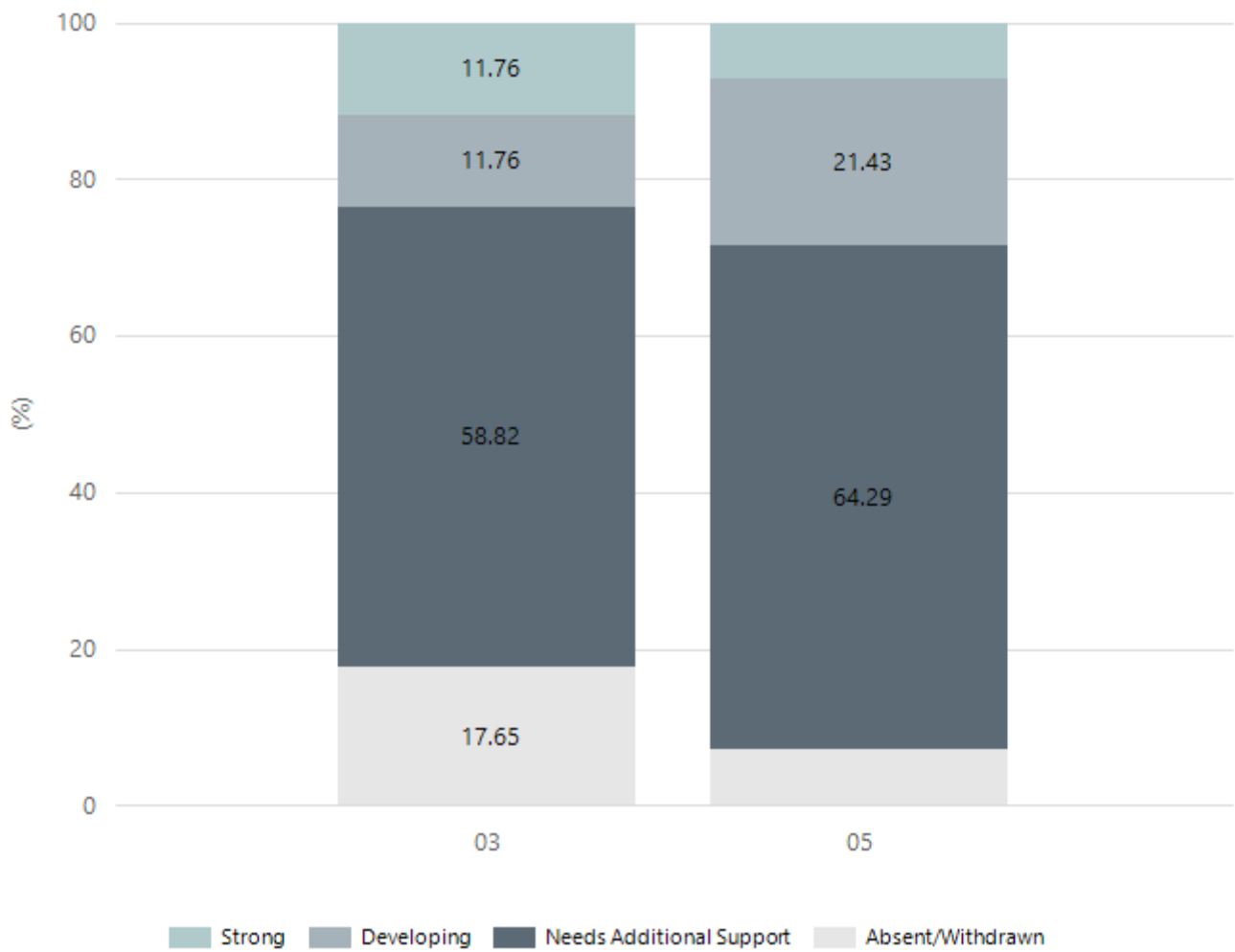


Year Level	03	05
Exceeding	1	2
Strong	3	7
Developing	6	3
Needs Additional Support	7	5
Absent/Withdrawn	3	1
Total	20	18

Data Source: Department for Education Assessment Data Holdings, 2023. When there are less than six students in a cohort, no data is supplied.

# NAPLAN Proficiency - Aboriginal Learners

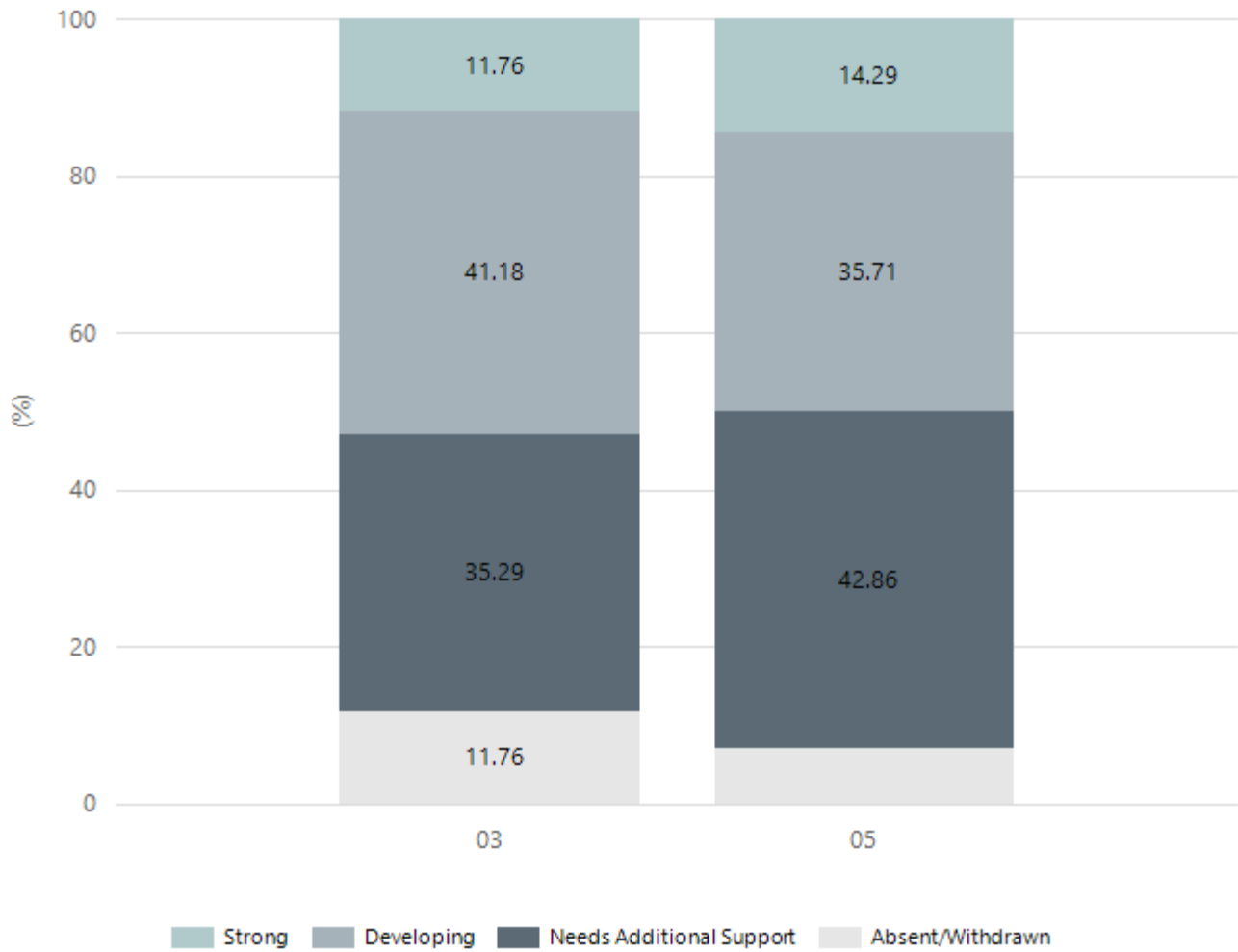
## Numeracy



Year Level	03	05
Strong	2	1
Developing	2	3
Needs Additional Support	10	9
Absent/Withdrawn	3	1
Total	17	14

Data Source: Department for Education Assessment Data Holdings, 2023. When there are less than six students in a cohort, no data is supplied. Only data for Aboriginal learners is displayed.

## Reading

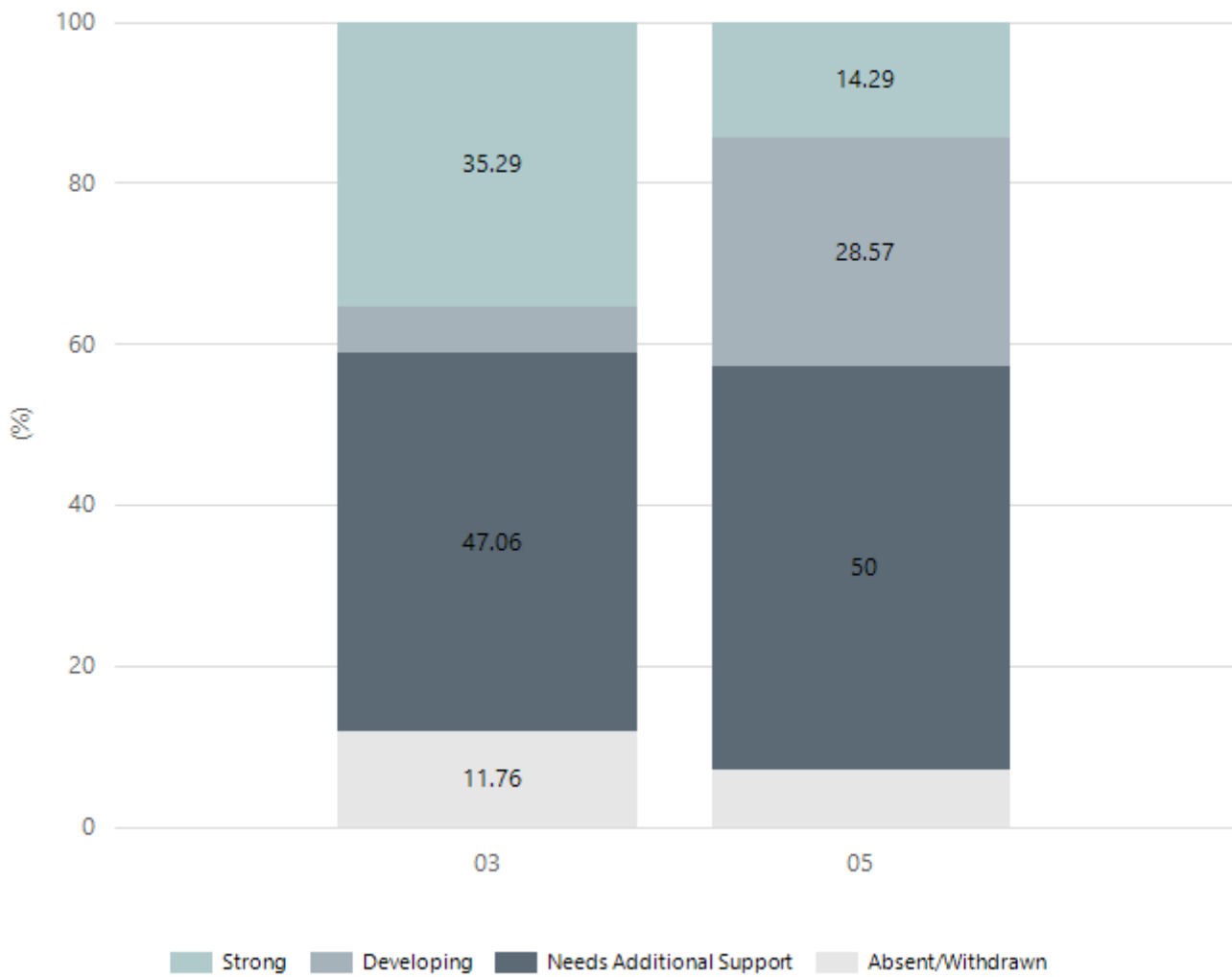


Year Level	03	05
Strong	2	2
Developing	7	5
Needs Additional Support	6	6
Absent/Withdrawn	2	1
Total	17	14

Data Source: Department for Education Assessment Data Holdings, 2023. When there are less than six students in a cohort, no data is supplied. Only data for Aboriginal learners is displayed.



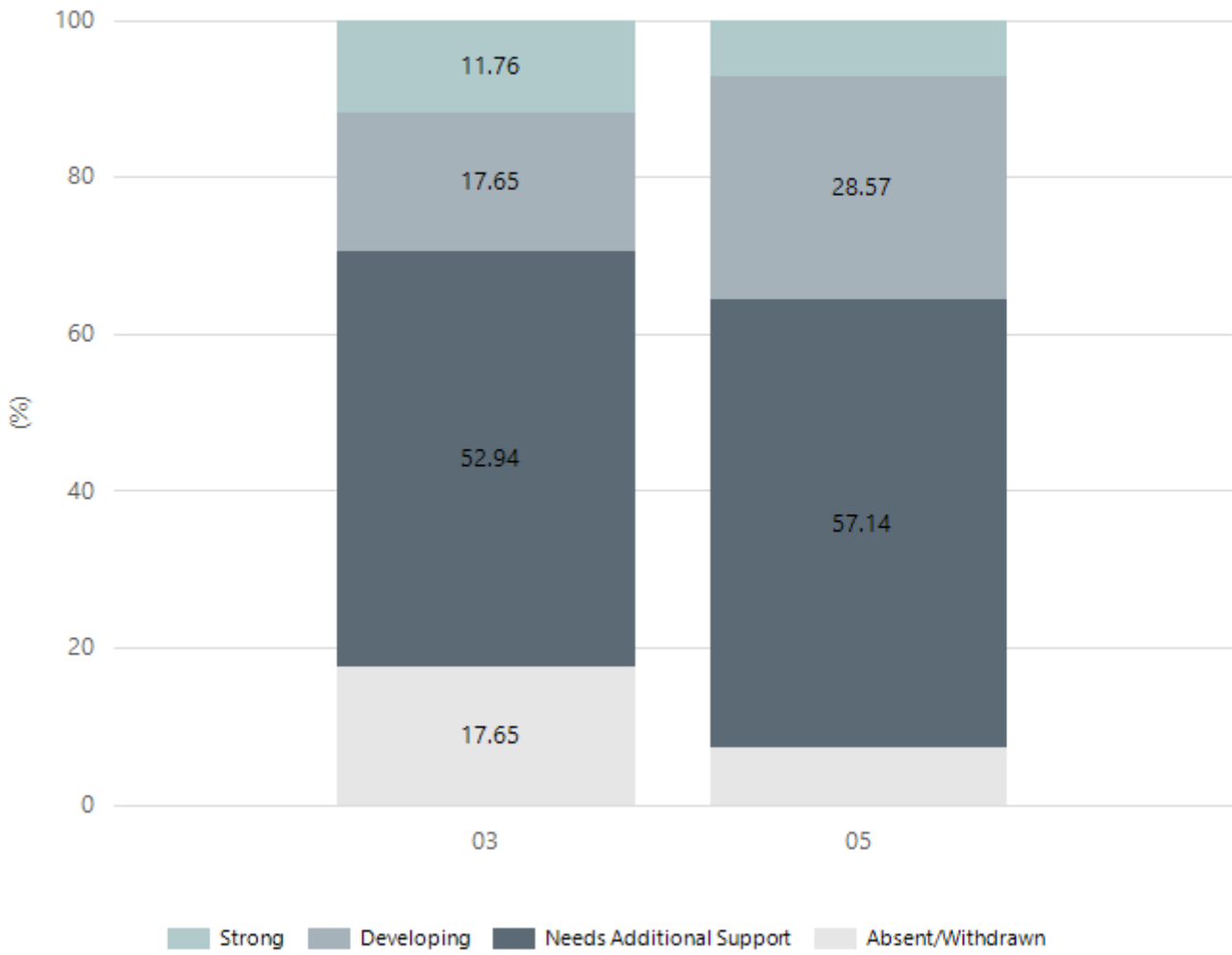
## Writing



Year Level	03	05
Strong	6	2
Developing	1	4
Needs Additional Support	8	7
Absent/Withdrawn	2	1
Total	17	14

Data Source: Department for Education Assessment Data Holdings, 2023. When there are less than six students in a cohort, no data is supplied. Only data for Aboriginal learners is displayed.

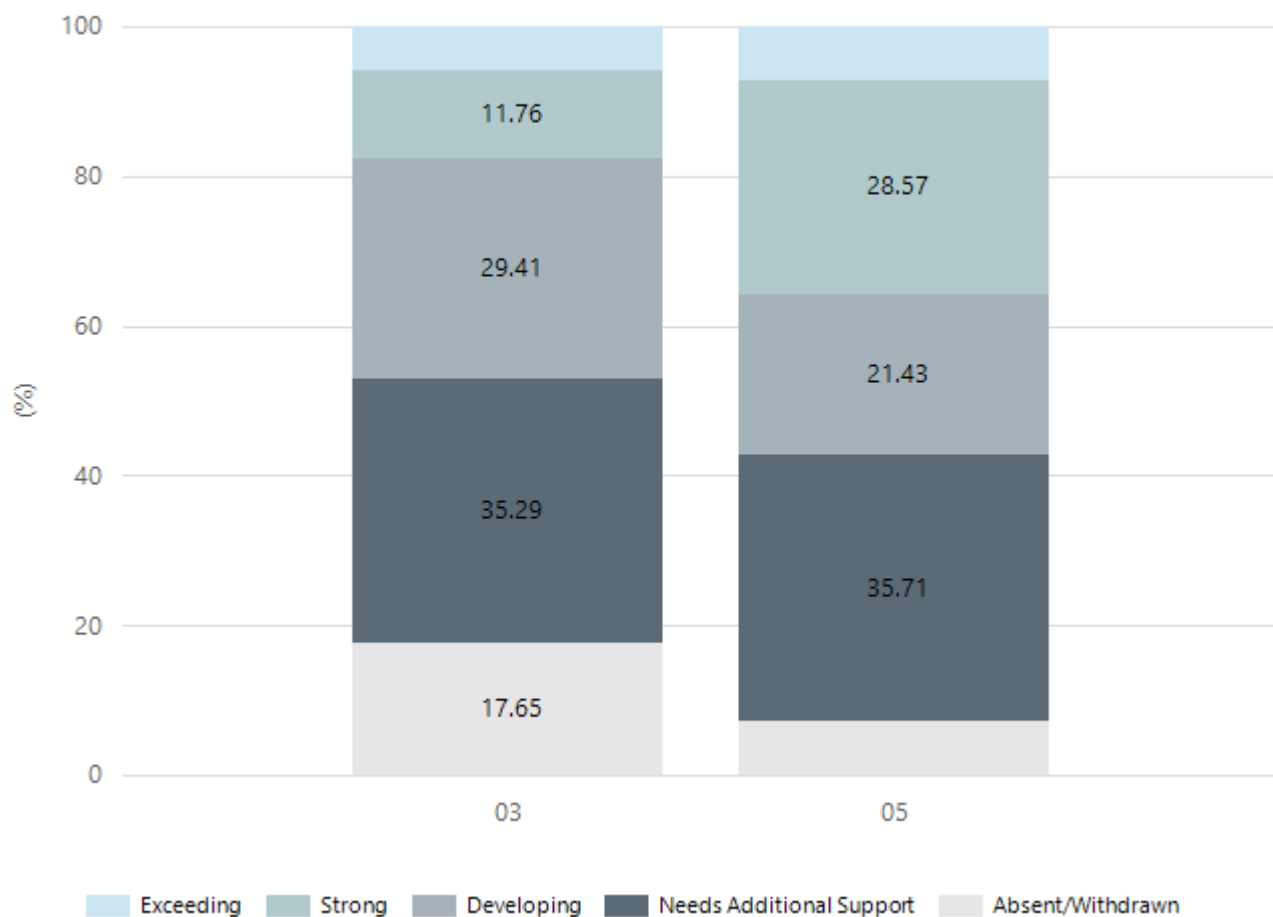
## Grammar



Year Level	03	05
Strong	2	1
Developing	3	4
Needs Additional Support	9	8
Absent/Withdrawn	3	1
<b>Total</b>	<b>17</b>	<b>14</b>

Data Source: Department for Education Assessment Data Holdings, 2023. When there are less than six students in a cohort, no data is supplied. Only data for Aboriginal learners is displayed.

## Spelling



Year Level	03	05
Exceeding	1	1
Strong	2	4
Developing	5	3
Needs Additional Support	6	5
Absent/Withdrawn	3	1
<b>Total</b>	<b>17</b>	<b>14</b>

Data Source: Department for Education Assessment Data Holdings, 2023. When there are less than six students in a cohort, no data is supplied. Only data for Aboriginal learners is displayed.

## School Attendance

Year Level	2021	2022	2023
Reception	73.4%	64.7%	76.4%
Year 01	71.9%	66.4%	69.8%
Year 02	76.3%	68.4%	70.9%
Year 03	67.2%	72.8%	67.2%
Year 04	69.9%	72.0%	69.2%
Year 05	73.4%	57.5%	82.7%
Year 06	77.9%	73.0%	76.4%
Year 07	69.9%		
Primary Other	50.0%		
Total	71.7%	68.4%	73.0%

Data Source: Department for Education Attendance Data, Semester 1 Report 2023. A blank cell indicates there were no students enrolled. 'Primary Other' includes students enrolled in specialised education options. 'Secondary Other' includes students who have already spent a year at Year 12 and elected to undertake further study at Year 12.

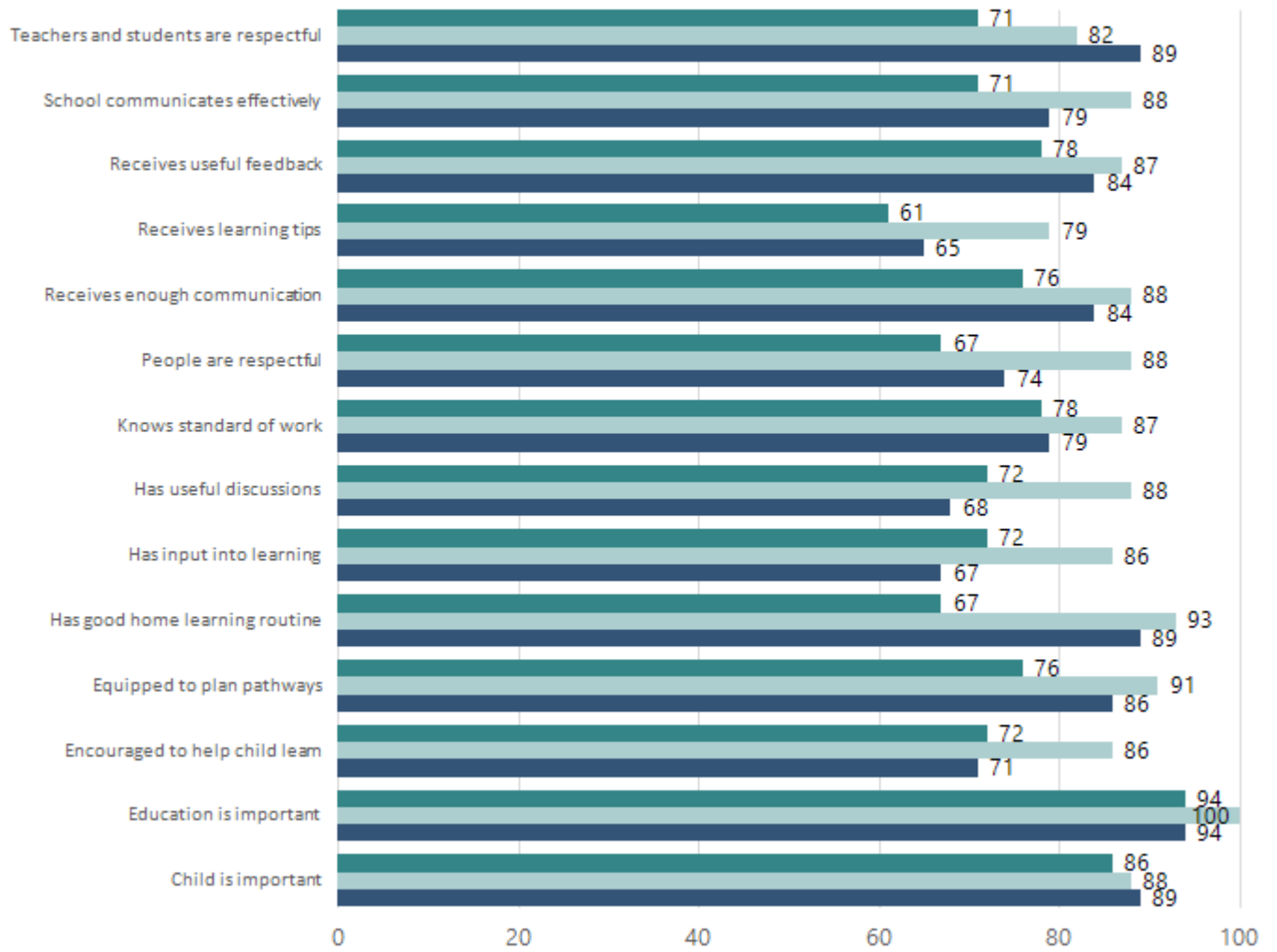
## Attendance Comment

In South Australia, all children and young people must be in school from 6 years to 16 years old. They must attend a government or non-government school full time. From age 16 to 17 however, young people must attend school or an approved learning program (such as an apprenticeship, traineeship, accredited course or university). Schools and parents must encourage and support students to come to school every day. Parents and caregivers must make sure their child is enrolled in a school, and attends school all day and everyday it is open, unless a child is sick or has an approved exemption. Teachers and leaders actively follow up when a student misses school, including recording all absences and non-attendance. All schools in South Australia have local attendance procedures governed under the Education and Children's Services Regulations 2020.

# Parent Opinion Survey Results

Proportion of agree/strongly agree response(%)

2021 2022 2023



Data Source: 2023 Department for Education Parent Opinions Survey, Term 3 2023.

## Intended Destination

Leave Reason	Number	%
NG - ATTENDING NON-GOV SCHOOL IN SA	1	4.0%
NT - LEFT SA FOR NT	1	4.0%
QL - LEFT SA FOR QLD	4	15.0%
TG - TRANSFERRED TO SA GOVERNMENT SCHOOL	18	67.0%
WA - LEFT SA FOR WA	3	11.0%

Data Source: Department for Education Destination Data Report, 2023. Data extract term 3 2023. Data shows recorded destinations for students that left the school in the previous year. Data is uploaded by schools in term 3 and may not reflect final or total figures at time of report creation.

# Highest Qualifications held by the teaching workforce and workforce composition

All teachers at this school are qualified and registered with the SA Teachers Registration Board.

Qualification Level	Number of Qualifications
Bachelor's degrees or Diplomas	11
Postgraduate Qualifications	2

Data Source: Data extracted from Mandatory Workforce Information Collections as on the last pay date of June 2023. As self-reported by staff in the system.

Please note: Data includes staff who are Actively employed and on extended paid leave. Please note only the highest qualification of the Teaching staff is reported. Excludes any number of other certifications earned.

## Workforce composition including indigenous staff

	Teaching Staff		Non-Teaching Staff	
	Indigenous	Non-Indigenous	Indigenous	Non-Indigenous
Full-Time Equivalents	0.2	13.4	2.8	7.8
Persons	1.0	14.0	3.0	10.0

Data Source: Data extracted from Mandatory Workforce Information Collection as on the last pay date of June 2023.

Please note: Data includes staff who are actively employed and on extended paid leave. "Indigenous category" is self-reported by staff in the system.

## Financial Statement

Funding Source	Amount
Grants: State	\$2,705, 424
Grants: Commonwealth	\$30,000
Parent Contributions	\$29,346
Fund Raising	0
Other	\$31,015

Data Source: School supplied data.

# Governing Council

## Annual Report 2023

My name is Kendall Grantham and I am the elected Chairperson for Governing Council at Willsden Primary School.

Last year was a straight forward year. While the school Principal Linda took a short position in Oodnadatta the staff all stepped up to ensure the smooth running of the school. Many achievements for the year included the installation of a new playground. It was great to see all children having a voice the planning phase. We even had an opening ceremony to officiate this special occasion.

Average attendance for the year was at 80% and it was great to see children so happy about coming to school and improving their education and working hard towards a bright future. I am looking forward to seeing an even better percentage of attendance in 2024.

Excursions including Aquatics, the Primary classes Pichi Richi Park camp, Port Pirie Art Gallery, Marine Discovery Centre and Leadership Program for Year 4/5/6 students were greatly appreciated by students and families. Students were treated to a Wadjiny performance, cricket, Book Week, Harmony Day, pancakes for National Day of Action against Bullying and Violence, not to mention the fantastic Books in Homes program providing books for students to take home, Hot Shots tennis and the extremely fun Colour Run held on the school oval. Sports Day and swimming were also on the events calendar for the year and were enjoyed by all students.

As we farewelled another school year at Willsden we unfortunately also farewelled our Year 6 students who moved onto Secondary Schooling, along with some of our staff. It is always a little sad to see students and staff leave our school but it is great to see them all spread their wings. I wish them all the very best in their future endeavours.

Overall 2023 was an action packed year with lots to learn for all.

Kendall Grantham

Governing Council Chairperson

Willsden Primary School